

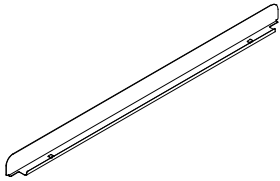
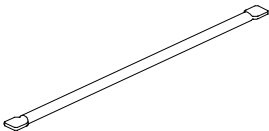

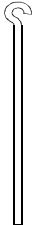
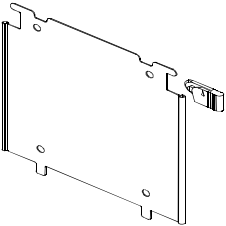


# Accessories

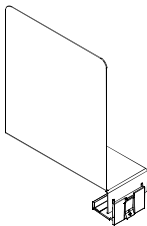
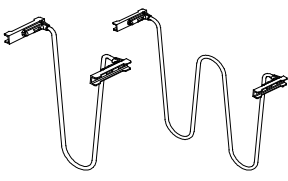
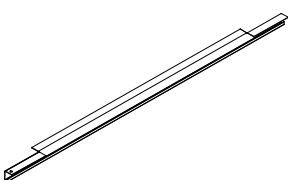

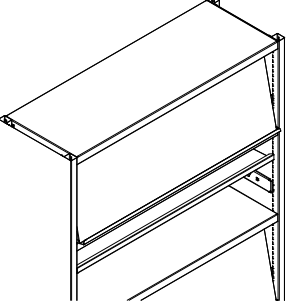
## Technical Datasheet

**Version:** 2.0  
**Product:** Accessories  
**Year:** 2013  
**Completed by:** SH

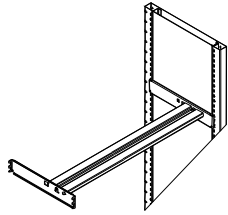
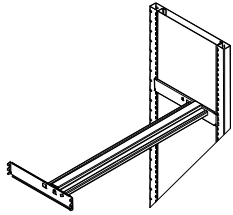
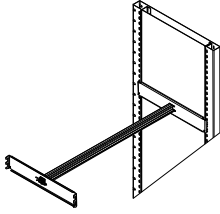
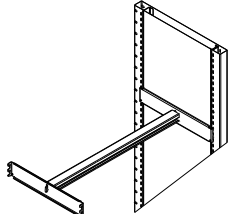
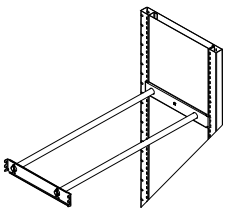
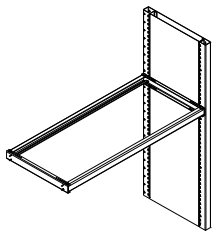
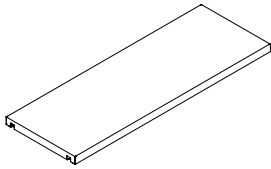
## Add-on shelf accessories

	Accessory	Applicability	Function
	Shelf stop	For all shelves.	To make a positive stop along the front or back edge of the shelf.
	Front stop	NL 800, 1000 en 1200	Prevents stored goods from sliding off the shelf.
	Middle shelf stop	For all shelves. NL 800, 900, 1000, 1100, 1200, 1250	Used to prevent stored goods to slide over to the bay in the back.  Note: the middle shelf stop can only be used when two shelves are placed at the same height in a double rack.  Height shelf stop: 35 mm
	Solid dividing bar	For perforated shelves.	To divide compartments in to a number of open barred partitions.
	Steel partition panel	For perforated shelves.	To divide compartments in to a number of panelled partitions. All heights possible: min. height: 189 mm max. height: 477 mm

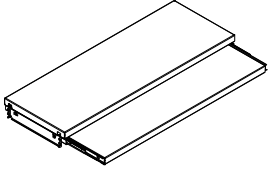
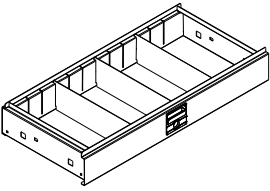
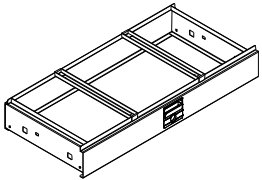
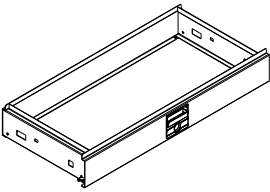
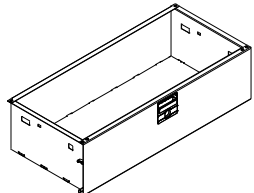
# Add-on shelf accessories

	Accessory	Applicability	Function
	Sliding book support	For all shelves. Different versions available, for 33 or 25 mm shelf.	To keep rows of smaller books upright.
	Clamping compartment divider	U-shape: Shelves with ND 200, 250 and 270 mm  W-shape: Shelves with ND between 300 and 450 mm	To divide compartments into open partitions, to keep rows of books upright or to file various documents upright.
	Lateral filing bar	For shelves with ND > 390 mm.  Not applicable for 25 mm shelves.  NL 800, 1000, 1200	Are used for suspension (underneath) storage of lateral files.
	Loose reinforcement bar	Available for 33 or 25 mm shelf: ND 320 or more.  NL 800, 1000, 1200	To increase the maximum permissible shelf load.
	Foldable display	ND 300 - 450 NL 800, 1000, 1200	The foldable display combines the function of display and storage.

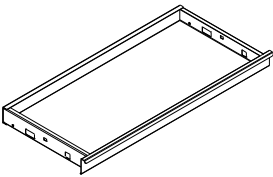
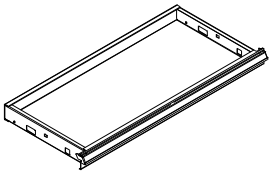
# Filing accessories

	Accessory	Applicability	Function
	Elba pendel frame	ND 350, 370, 390, 400, 450 NL 800, 1000, 1200	To store documents in Elba/Leitz/Pendex suspension pocket files.
	Elba pendel frame reinforced	ND 350, 370, 390, 400, 450 NL 800, 1000, 1200	To store documents in Elba/Leitz/Pendex suspension pocket files.
	ZT pendel frame	ND 350, 370, 390, 400, 450 NL 800, 1000, 1200	To store documents in Zippel/Jalema suspension pocket files.
	ZT pendel frame reinforced	ND 350, 370, 390, 400, 450 NL 800, 1000, 1200	To store documents in Zippel/Jalema suspension pocket files.
	L'Oblique/TUB frame	ND 350, 370, 390, 400, 450 NL 800, 1000, 1200	To store documents in l'Oblique suspension pocket files.
	LF frame	ND 350, 370, 390, 400, 450 NL 800, 1000, 1200	To store documents in two-point lateral suspension files.
	Filing shelf	ND 390 H = 33 mm	To store documents in two-point lateral suspension files.

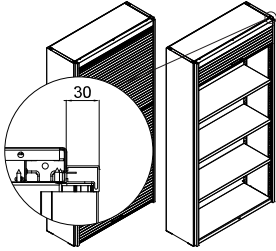
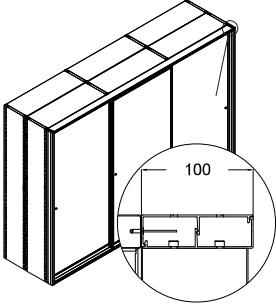


# Pull-out accessories

	Accessory	Applicability	Function	Colour
	Pull-out shelf	ND 250 - 450 NL 800, 1000, 1200  Load capacity: 15 kg  Shelf depth: 244, 344	To use as a writing desk, worktable and temporary storage of smaller goods.	RAL 9002  For optional colours refer to the main colour chart.
	Pull-out drawer	ND 300 - 450 Eff. D 255, 305, 367 (2 retainers) NL 800, 1000, 1200  Loading capacity: 35 kg/m	To store smaller goods either loose or packed. The drawer may be divided into a number of sections of 55 mm or a multiple of 55 mm utilising 2 retainers and the required number of partitions.	RAL 9002  For optional colours refer to the main colour chart.
	Pull-out frame VF	ND 300 - 450 NL 800, 1000, 1200  Loading capacity: 35 kg/m  Track distance: 276, 326	To store documents in several types of suspension pocket files. The files are only accessible from above.	RAL 9002  For optional colours refer to the main colour chart.
	Pull-out frame Folio 388	ND 450 NL 800, 1000, 1200  Loading capacity: 35 kg/m  Track distance: 388	To store documents in Folio 388 types of suspension pocket files.	RAL 9002  For optional colours refer to the main colour chart.
	Multi-purpose drawer (K05, K06, K07)	ND 300 - 500, 540 - 900  NL 800 - 1250  Height: 100 - 300  Loading capacity: 45 - 60 kg	For preserved storage of fragile and sensitive collections, which need to be protected against dust and light.	RAL 9002  For optional colours refer to the main colour chart.




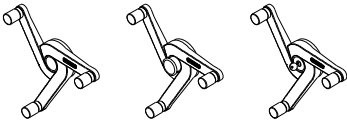

# Pull-out accessories

	Accessory	Applicability	Function	Colour
	Multi-purpose drawer (K09, K10)	ND 300 - 500, 540 - 900  NL 800 - 1250  Height: 55 - 100  Loading capacity: 25 kg	For preserved storage of fragile and sensitive collections, which need to be protected against dust and light.  Only available for static storage solution	RAL 9002  For optional colours refer to the main colour chart.
	Multi-purpose drawer (K12, K13)	ND 300 - 500, 540 - 900  NL 800 - 1250  Height: 55 - 100  Loading capacity: 25 kg	For preserved storage of fragile and sensitive collections, which need to be protected against dust and light.	RAL 9002  For optional colours refer to the main colour chart.

# Secure

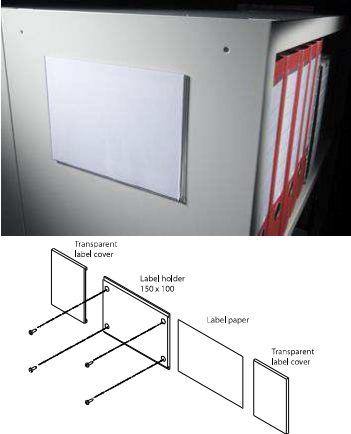
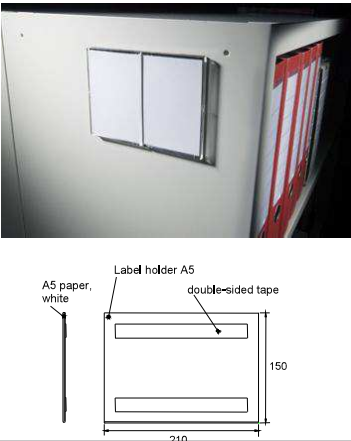

	Accessory	Applicability	Material
	<p>Roller front doors Lock one section</p> <p>If roller front doors are applied, add 30 mm to the total depth of the cabinet.</p>	<p>NH = All heights between 914 and 2234 mm in steps of 40 mm</p> <p>NL = 800, 1000 or 1200 mm</p> <p>Min. depth 300 mm</p>	<p>Plastic</p> <p>Aluminium frame</p>
	<p>Sliding doors Lock two or more sections</p> <p>If sliding doors are applied, add 100 mm to the total depth of the cabinets.</p>	<p>NH = All heights between 914 and 2874 mm in steps of 40 mm</p> <p>NL = 800, 1000 or 1200 mm</p>	<p>Anodized aluminium frame</p> <p>Melaminated chipboard 10 mm thick</p> <p>Steel 0.9 mm thick</p> <p>Glass 6 mm thick</p>
	<p><b>Eurolock III</b> Matches the design of the Dynamic (Pro) operation panel.</p> <p>The Eurolock III is designed with ease of use in mind.</p>	<p>Outside dimension 110 x 110 mm</p>	<p>Durable ABS, with a scratch resistant front</p>
	<p>Lockers Store personal stuff such as bags, lunch boxes, mobile devices or even a trolley safe and secure</p>	<p>NL = 800 mm with 2 lockers NL = 1000 mm and 1200 mm with 3 lockers</p> <p>ND = 390 mm</p> <p>H = 720 mm Maximum 3 lockers in the height</p>	<p>Melaminated chipboard</p>

# Operations



	Accessory	Applicability	Function
	Operation panel 'Dynamic'  Operates and regulates all functions of the mobile system.	215 x 108 mm	Durable ABS, with a scratch resistant front
	Operation panel 'Dynamic Pro'  The touch panel with integrated controller operates and regulates all functions of the mobile systems.	215 x 108 mm	Durable ABS, with a scratch resistant front
	Operation panel 'SHADE®'  Designed by Jacob Jensen, this capacitive touch panel incorporates an LCD display and RFID tag access control.	H = 200 mm D = 390 - 1200 mm	Durable ABS, with a scratch resistant and shatter proof polycarbonate front
	Hand crank  The base can be moved by turning an ergonomically designed hand crank.  available with aisle lock (push-pull knob). Optional with key lock.	ø 375 x 110 mm	Mineral filled nylon or Die-casted aluminium (knobs and middle cover anthracite colour. Hand crank in grey colour).
	Hand wheel 'SHADE®' The base can be moved by turning an ergonomically designed hand wheel.  Standard with aisle lock (push-pull knob). Optional with key lock.	ø 325 x 115 mm	Mineral filled nylon.



# Label holders

	Accessory	Applicability	Function
	<p><b>Label holder</b></p> <p>The label holder is used to identify the various aisles of a shelving block.</p> <p>Attached to the front panel with 4 screws.</p>	150 x 100 mm	Plastic (transparent and black)
	<p><b>Label holder A5</b></p> <p>The label holder is used to identify the various aisles of a shelving block.</p> <p>Attached to the front panel with 2 strips double sided tape.</p>	210 x 150 mm	Plastic (transparent)
	<p><b>SHADE® label holder</b></p> <p>The label holder is used to identify the various aisles of a shelving block.</p> <p>Attached to the front panel with 2 strips double sided tape.</p>	H = 100 / 200 mm D = 390 - 1220 mm	Polycarbonate (transparent)

# Wardrobe

	Accessory	Applicability	Function
	Wardrobe A luxurious all wood wardrobe	NL = 800, 1000 or 1200 mm  ND = 600 mm, and completely replaces a bay layout.  H = 1440 or 1800 mm H = 2160 with extra compartment	Melaminated chipboard
	Coathanger Creating a wardrobe from a mobile unit has never been easier. Simply include the coathanger.	NL = 800, 1000 or 1200 mm  ND ≥ 600 mm	Stainless steel tube  The brackets are powder coated in RAL 9002